



Mise en oeuvre d'une stratégie Devops à grande échelle



HERMANCE N'DOUNGA | SOLUTIONS ENGINEER

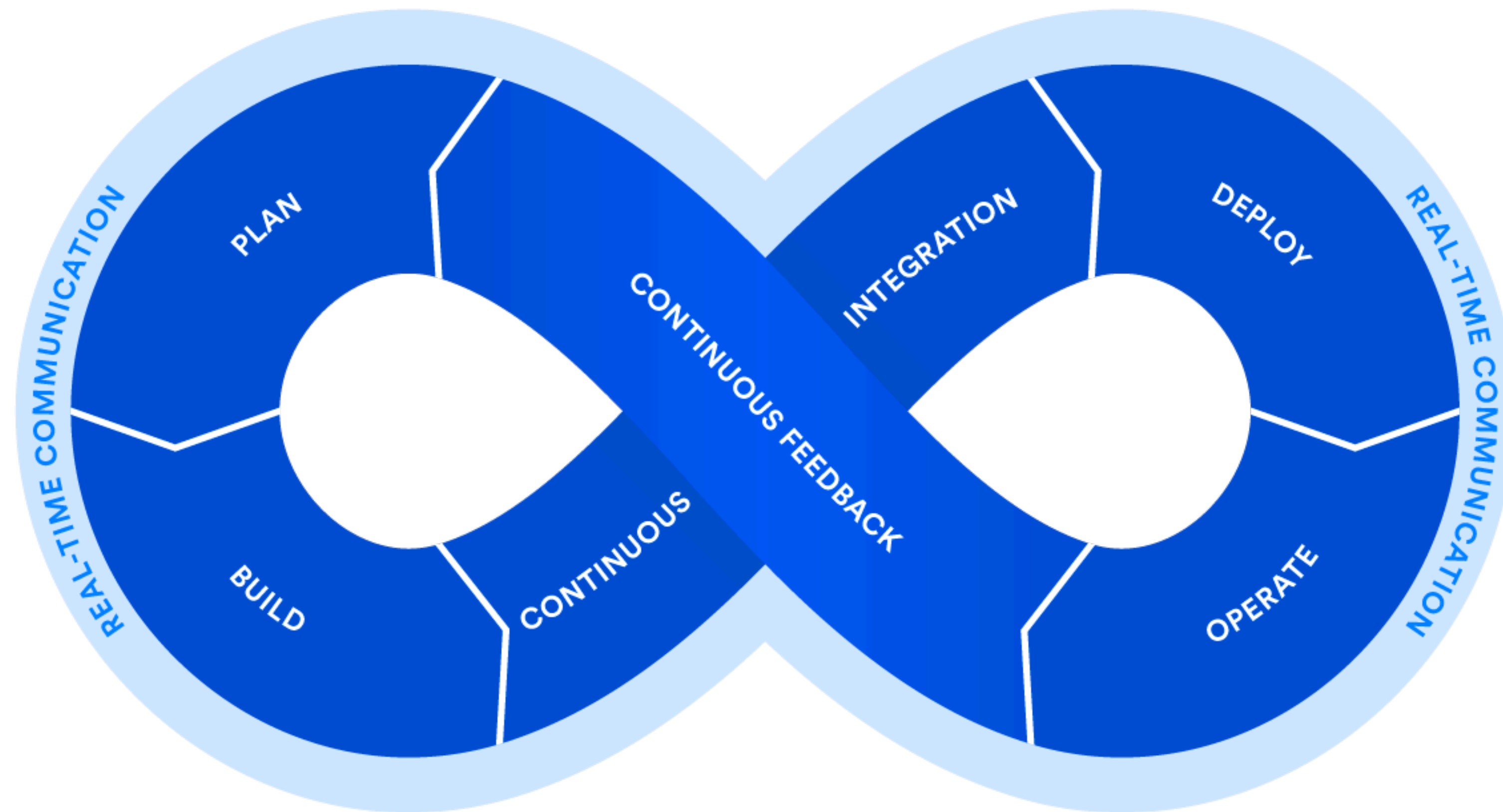
Agenda

Notre définition des DevOps

Obstacles

7 conseils

DÉFINITION DES DEVOPS






DevOps

Une culture où le développement et les opérations collaborent pour implémenter une chaîne de livraison plus rapide et plus fiable

Flow



A



B

Règle de trois



Know the flow

Penser en systèmes

Visibilité globale



Control the flow

**Prendre en compte
le feedback**

Décision basée sur des faits



Improve the flow

**Expérimentation
continue**

Culture de l'apprentissage

Agenda

Notre définition des DevOps

Obstacles

7 conseils

Obstacles habituels

Outils disparates

État d'esprit


Analyse
paralyse

Sécurité &
conformité

Des outils disparates

Principaux désavantages:

- Mauvaise communication
- Perte de temps
- Confusion généralisée



Obstacles communs

Outils
disparates

État d'esprit

Analyse
paralyse

Sécurité &
conformité

“S'il n'y a rien de cassé, il n'y a rien à réparer”

L'état d'esprit et les barrières culturelles peuvent tuer une initiative DevOps dans l'oeuf



Obstacles communs

Outils
disparates

État d'esprit

**Analyse
paralyse**

Sécurité &
conformité

La paralysie de l'analyse

Il est facile de se sentir écrasé par la quantité de changements à entreprendre pour devenir des pros du DevOps



Obstacles communs

Outils
disparates

État d'esprit

Analyse
paralyse

**Sécurité &
conformité**

Sécurité & conformité

Les outils “enterprise-ready” souvent ne supportent pas les techniques modernes de développement



Agenda

Notre définition des DevOps

Obstacles

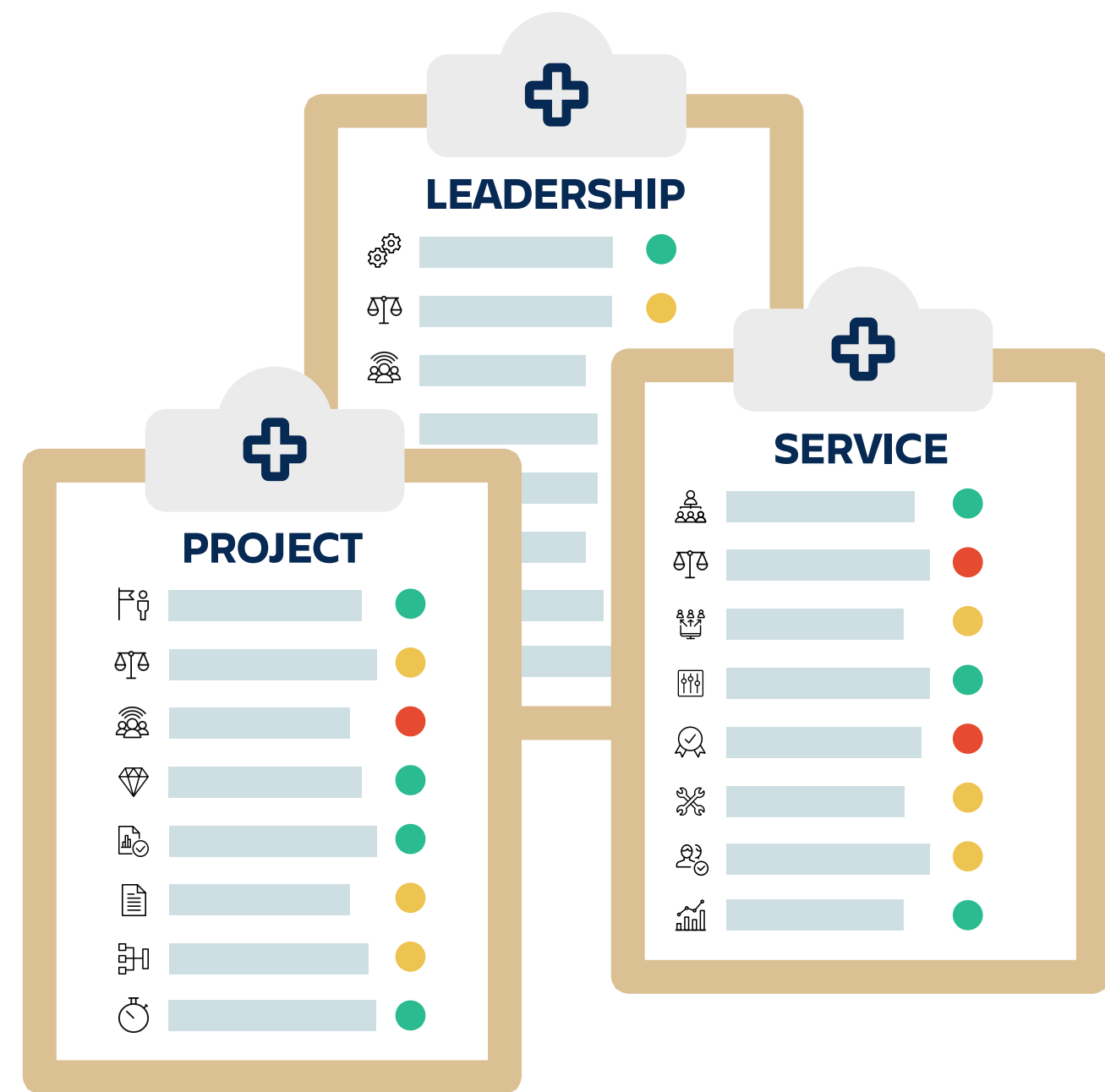
7 conseils

1. NE PAS FORCER

“Montrer” plus que “dire”



Playbook de l'équipe



ÉTAT DE SANTÉ



ACTIVITÉS

Règles d'engagement

Définissez le contrat de collaboration de votre équipe



Rôles et responsabilités

Cartographier les contributions et les interactions



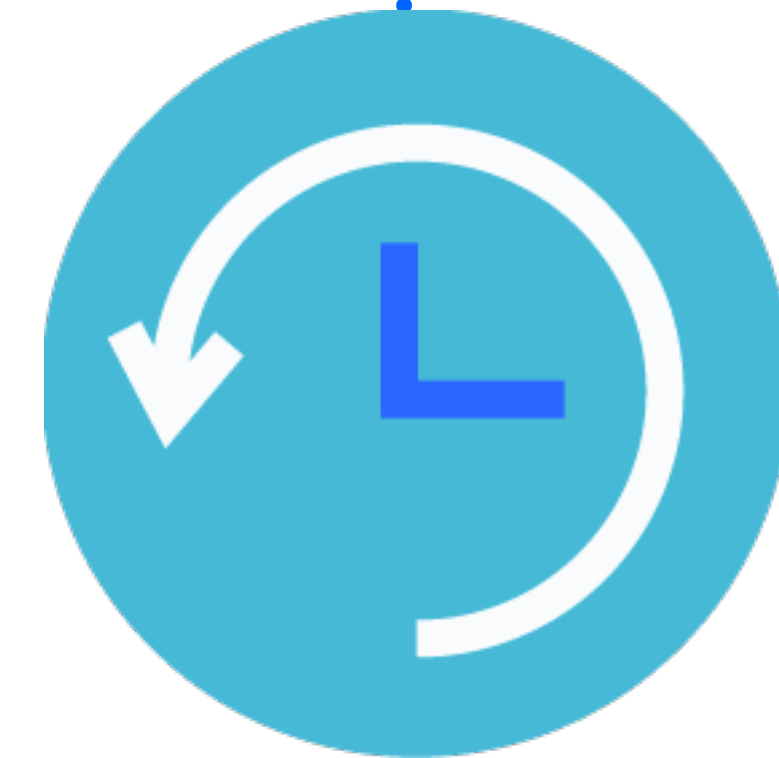
Analyses pre-mortem

Anticiper les risques afin de pouvoir les éviter



Rétrospective

Créer un espace sûr pour discuter de ce qu'il faut garder ou changer





2. Partagez l'expérience

Cherchez des exemples d'équipes qui ont déjà implémenté des pratiques DevOps et partagez-les

Blog / 2015 / April / 20

Save for later Watch Share

Three Strategies for Building a Team Culture of Performance

Created by Ian Grunert on Apr 19, 2015

"Team members are working you. You should come up with

This is a blog and not a conference is important. It's still early days, but in the Confluence team.

Raise Performance Regre

Push the original development team encourage the team to fix the gaps the important lessons.

We've had some success in this area process. If it's beyond the warranty area we'll try and include members

Level Up Your Release Pro

Release more often, with smaller size user experience has been impacted against the original development team

This is hard for us on Confluence, to have great flow on affects for this - to delays out of the Confluence team (or determine if a regression is mas

The biggest win we'll have in this area than one occasion where the product process falls outside the Manifesto

Blog / 2017 / October / 19

Save for later Watch Share

Four Tips for Better Dogfooding Feedback

Created by Ian Grunert on Dec 06, 2017



WeRateDog... @dog_rates

Meet Polly. She can't believe you won't lend her even a smidgen of your burrito. Thinks you're being just as extra as the guac. 12/10

7:07 PM - Dec 4, 2017 155 5,765 38,912

Dogfooding collective and action much more

Internal user bug report questions

We should on the qua

This means improve

Have a

I'm using y pre-produ

Reporting enough cli This means important

In-product environment there's a l

Blog / 2017 / December / 15

Edit Save for later Watch Share

How to properly ship 30% less code

Created by Michael Frauenholtz, last modified by Raja Bellebon on Dec 18, 2017

After a bit of investigation, I removed duplicate NPM packages in Bitbucket. Now we're shipping 3MB less JavaScript to customers!

Building a new Bitbucket

On the Bitbucket Cloud team we're working on moving many of our pages over to a React/Ataskit client-side stack. Maybe you've seen some of our recent work on the Search page, the Dashboard, or the new Source view? We're working really fast to build and iterate on these features, but so far we've done that at the expense of important things like performance. We didn't pay much attention to our bundle size and it got really out of hand. Last week, we realized that our bundle was so big that it passed CloudFront's default max size for gzipping. Not only was there a lot of JS to parse, but now there was 10MB of JS to download, which is crazy. We've been working on splitting up our bundle by route, which will certainly reduce the amount of JS on any given page (look for that later this week!). But that didn't really answer the question: how did our bundle get so big in the first place?

Deep dive into node_modules

To start my investigation, I used a tool called Webpack Visualizer. It takes the output of your webpack build and renders it in a nice UI so you can see your whole bundle at once. Our bundle looked like this:



3.

**C'est un
voyage, pas
une destination**





The screenshot shows a web browser window with the URL `atlassian.com/git`. The page is titled "Getting Git Right" and features a navigation menu with the Bitbucket logo and a search bar. A prominent blue button labeled "Learn Git" is centered at the top. Below this, the page is organized into six columns, each with an icon and a list of links:

- Learn Git** (hand cursor icon):
 - [Learn Git with Bitbucket Cloud](#)
 - [Learn about code review in Bitbucket Cloud](#)
 - [Learn Branching with Bitbucket Cloud](#)
 - [Learn Undoing Changes with Bitbucket Cloud](#)
- Collaborating** (people icon):
 - [Syncing](#)
- Beginner** (person icon):
 - [What is version control](#)
 - [What is Git](#)
 - [Why Git for your organization](#)
 - [Install Git](#)
 - [Git SSH](#)
 - [Git cheat sheet](#)
- Migrating to Git** (database icon with arrow):
 - [SVN to Git - prepping for the migration](#)
- Getting Started** (database icon with plus):
 - [Setting up a repository](#)
 - [Saving changes](#)
 - [Inspecting a repository](#)
 - [Undoing changes](#)
 - [Rewriting history](#)
- Advanced Tips** (lightbulb icon):
 - [Advanced Git Tutorials](#)

4. Faire semblant jusqu'à le faire vraiment

Outils

Aidez d'abord les équipes à adopter les nouveaux outils, l'état d'esprit suivra de près

Processus

Procédez par petits changements au processus, prévoyez des guides et des barrières de sécurité

Workshops

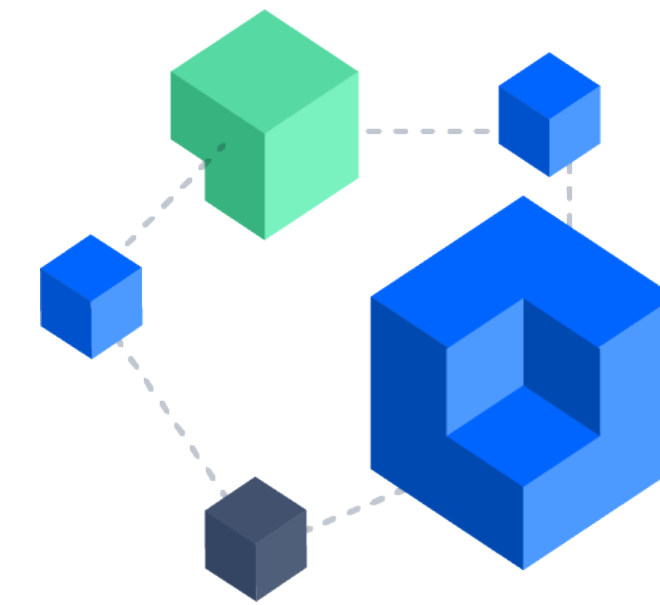
Rassemblez les équipes et organisez des sprints expérimentaux avec les nouveaux processus et les nouveaux outils

5. Créer de la cohérence



Fournir une base

Partagez les bonnes pratiques, travaillez le WIP, managez 1 stack d'outils



Adapter si nécessaire

Adaptez les workflows et les intégrations

ARMSTRONG CITY

- Queues
- Customers
- Reports
- Add-ons
- Raise a request
- Knowledge base
- Customer channels
- Invite team

PROJECT SHORTCUTS

Add a link to useful information for your whole team to see.

+ Add link

Project settings <<

ACMOON-508

Citizen report

Edit

Details

Type:
Priority:
Component/s:
Labels:
Address:

Description

The traffic sign

Attachments

Related knowl

Building Permi

Didn't find a su

Activity

All Comme

Admin Istrator added a comment - 09/Nov/19 2:16 AM

Create linked issue

Project* iOS App (IOS)

Issue Type* Story

Created issue blocks

Linked issues ACMOON-508 x

Search for issues to link to from the one you're creating.

Summary* Citizen reported issue with traffic signage

Description

Style B I U A

The traffic sign isn't working

Visual Text

Create Cancel

Export

As

7h 59m Time to first response within 8h

2d 7h Time to resolution within 2d 8h

Unassigned

Assign to me

Admin Istrator

Start watching this issue

Service Desk request

request type: Traffic Signs

customer status: Waiting for Support

channel: Portal

new customer request

Just now

Just now

Development

Create branch

iOS App sidebar with navigation items: iOS app, Backlog, Active sprints, Releases, Reports, Issues, Components, Add-ons, PROJECT SHORTCUTS, Add link

iOS App / IOS-5 As a user i can log into the system via Google

Edit Comment Assign More To Do In Progress Done Admin

Details: Type: Story, Priority: Major, Status: IN PROGRESS, Resolution: Unresolved, Affects Version/s: None, Fix Version/s: iOS beta, Labels: None, Epic Link: App Basics - iOS, Sprint: Wallaby, Wallaby 2, Wallaby 3, Story Points: 5

Description: Click to add description

Attachments: Drop files to attach, or browse.

Activity: All Comments Work Log History Activity. There are no comments yet on this issue.

People: Assignee: Unassigned, Reporter: Admin Istrator, Team: IOS app Team, Dates: Created: 04/Aug/19 3:13 AM, Updated: 3 hours ago, Development: Create branch, Agile: Completed Sprints: Wallaby ended 08/Nov/19, Wallaby 2 ended 08/Nov/19, Wallaby 3 ended 09/Nov/19





6. Planifier une croissance rapide

Choisissez les outils conçus pour rester performants

7. Dans le doute demander de l'aide

Demandez de l'aide
aux experts. Les
Solution Partners
certifiés & les
Technical Account
Managers (TAMs)
Atlassian peuvent
vous aider



Études de cas

splunk>

”Avec Git et Bitbucket on arrive à compléter 3 fois plus de code reviews”



Le code qu'ils écrivent le Lundi va piloter des sondes sur Mars le Mardi

francetv

“Jira est un outil de visualisation clé pour suivre le progrès des tâches. Les équipes peuvent ainsi facilement visualiser et partager l'information”



Merci!



HERMANCE N'DOUNGA | SOLUTIONS ENGINEER